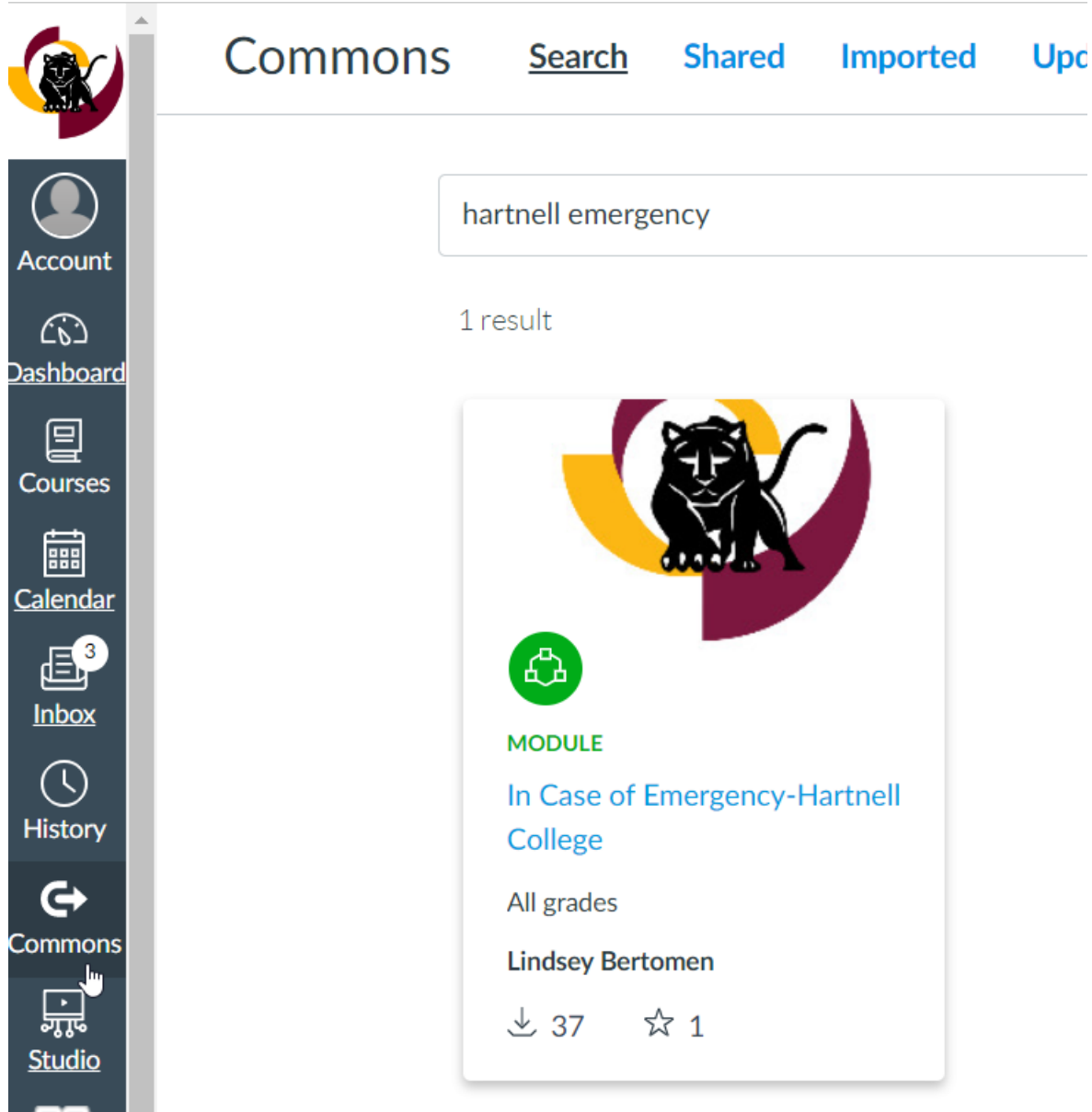


Accessing Canvas Information, “In Case of Emergency – Hartnell College”:

- 1) From the left navigation bar, select “Commons”
- 2) Type “Hartnell emergency” in the search field:





The screenshot shows the Canvas Commons interface. On the left is a dark navigation bar with icons and labels for Account, Dashboard, Courses, Calendar, Inbox (with a notification badge of 3), History, Commons (highlighted with a hand cursor), and Studio. The main header area contains the word "Commons" and tabs for Search, Shared, Imported, and Upcoming. A search bar in the center contains the text "hartnell emergency". Below the search bar, it indicates "1 result". The result is a card for a module titled "In Case of Emergency-Hartnell College" by Lindsey Bertomen. The card features the Hartnell College tiger logo at the top, a green icon representing a module, and shows "All grades" and "37" downloads and "1" star.

Commons Search Shared Imported Upcoming

hartnell emergency

1 result





MODULE

In Case of Emergency-Hartnell College

All grades

Lindsey Bertomen

↓ 37 ☆ 1

3) Select either “In Case of Emergency” module or pages

Note: Module view displays the option to “continue to next” or “previous” page; whereas, Pages view requires selection and closing of each individual page:

Module View:

The screenshot shows the 'In Case of Emergency-Hartnell College' module view. The left sidebar contains navigation links: Account, Dashboard, Courses, Calendar, Inbox, History, Commons, and Studio. The top navigation bar includes Commons, Search, Shared, Imported, Updates (0), and Favorites. The main content area has a 'Back to Search' button and a '1 Favorites' indicator. The module title 'In Case of Emergency-Hartnell College' is displayed with a 'MODULE' label. Below the title are tabs for 'Preview', 'Details', and 'Version notes'. The 'Preview' tab is active, showing a list of items under the heading 'In Case of Emergency'. The list includes 'Emergency Contact Page', 'In case of Emergency', and 'I Need Help', each with a green checkmark. A sidebar on the left of the list shows 'Modules (1)' and 'Pages (3)'.

Page View:

The screenshot shows the 'In Case of Emergency-Hartnell College' page view. The left sidebar and top navigation bar are identical to the module view. The main content area has a 'Back to Search' button and a '1 Favorites' indicator. The module title 'In Case of Emergency-Hartnell College' is displayed with a 'MODULE' label. Below the title are tabs for 'Preview', 'Details', and 'Version notes'. The 'Preview' tab is active, showing a list of items under the heading 'In Case of Emergency'. The list includes 'In case of Emergency', 'Emergency Contact Page', and 'I Need Help', each with a green checkmark. A sidebar on the left of the list shows 'Modules (1)' and 'Pages (3)'. The 'Pages (3)' option is highlighted with a blue border.

Following are the three pages: Emergency Contact Page, In Case of Emergency, and I Need Help

Emergency Contact

If the computer, tablet or cell phone you are using right now can dial a phone number,

[Click to Call 831-755-6888 Hartnell Campus Safety](#)

ANY LIFE-THREATENING MEDICAL EMERGENCY, SUCH AS:

- CHEST PAINS
- RESPIRATORY DISTRESS OR CESSATION OF BREATHING (NOT BREATHING)
- CARDIAC ARREST (NO PULSE)
- DROWNING OR NEAR-DROWNING
- SHOCK
- BURNS
- UNCONTROLLED BLEEDING
- UNCONSCIOUSNESS
- CHOKING
- POISONING
- OVERDOSE
- SUSPECTED FRACTURE OF BACK, NECK, OR SPINE OR MULTIPLE FRACTURES

ANY FIRE

CHEMICAL OR BIOLOGICAL HAZARDOUS MATERIAL RELEASE WHERE THERE IS A SUSPECTED HIGH POTENTIAL TO INJURE SOMEONE OR CAUSE A FIRE

CRIME OR VIOLENT INCIDENT, PSYCHOLOGICAL CRISIS, CIVIL DISTURBANCE

[Click to Call 831-755-6888 Hartnell Campus Safety](#)

[Click to Call 831-758-7321 Hartnell Campus Safety non-emergency number](#)

[I need help not listed on this page](#)

In case of Emergency

Syllabus Emergency Statement

EMERGENCY NOTIFICATION:

[Emergency Contact Page](#)

In the event of a life threatening emergency call 911.

- To report a non-life threatening incident, safety hazard, or a suspicious activity please contact campus security at 755-6888.
- To obtain campus status information, call the campus safety and facilities emergency status bulletin telephone number: 831-796-6222. From a campus line, simply dial 6222.

[Hartnell College Emergency Reporting](#)

Students: If you receive an emergency notification while in class, please tell your instructor immediately.

During a campus emergency, you will generally be told to do one of two options, SHELTER IN PLACE or EVACUATE. When either of these are given, vehicle traffic coming onto campus will likely be turned away. Students are required to obey the directions of staff in a timely fashion.

EVACUATION:

Please note the exit(s) in the room. In the event of an alarm or safety threat, uniformed Hartnell personnel equipped with two-way radios--including security, and maintenance staff--have up-to-date information; they also have the authority to order either shelter-in-place or immediate building evacuation. For evacuation, immediately heed their directions by proceeding calmly and quickly to an exterior assembly area as indicated by trained staff. Please stay back at least 200 feet from any building until the "all clear" command is issued.

SHELTER IN PLACE:

In the event of a safety threat, instructors and staff will lock classroom doors and direct occupants to stay clear of windows. Occupants are requested to remain quiet. During this time, DO NOT access any exits unless directed by first responders or staff. A shelter in place order is also used for severe environmental threats like a thunderstorm.

[Active Shooter Response \(Run, Hide, Fight\)](#)

In the event of an Active Shooter Event, there are three things you need to know in order to survive: [Run, Hide, Fight video](#)

If you see suspicious behavior on campus, please tell someone at our [Campus Safety](#).

EMERGENCY PREPAREDNESS:

The first 72 hours of a disaster are often the most difficult, but this period can be less stressful if everyone has extra supplies on hand. The college has a limited amount of emergency supplies, so students and staff should have on campus their own portable emergency kit including snacks, water, and prescription medication; this is especially important for those who may need to shelter on campus. [Information about 72 hour preparedness](#)

Students: If you have knowledge of an emergency on campus, share it immediately. If you see something suspicious or potentially hazardous, let someone know.

I Need Help

In Case of Emergency

[In case of emergency page](#)

Emotional Wellness

Your mental health is important. The following will take you to Hartnell's resources to emotional wellness.

[Crisis Counseling and Emotional Wellness](#)

Can your Instructor Help You?

I can do some troubleshooting. I can also put you in touch with other resources. Contact your instructor

Services for Students

These are Services Available to students. Please note, clicking on the links will open a new window and navigate you away from the class.

[TRIO Student Support Services](#)

TriO's purpose is to provide supportive educational services that will help low income and first generation students acquire a university and/or community college degree.

[Students with Disabilities](#)

Hartnell College will make reasonable accommodations and/or academic adjustments to ensure that students with disabilities have an equal opportunity to participate in the college's courses, programs, and activities, including extracurricular activities.

[Veterans Service Center](#)

Hartnell's Veterans Services Center provides personalized and caring support to Hartnell student veterans during their transition from military service to college life. We help our veterans navigate through Hartnell and provide assistance with VA educational benefits, as well as give veteran students the tools to succeed academically and personally.

[Tutorial Services](#)

The Panther Learning Labs provide students with qualified student tutors in various academic areas. Tutors support a student's regular instructional program through individual and small-group tutoring, providing support, motivation, and encouragement. These services are **FREE** to all Hartnell College students.

[Extended Opportunity Program & Services \(EOPS/CARE\)](#)

[Transfer Services](#)

[Internship and Career Services](#)

Here you can browse through a variety of paid and unpaid internships

[Financial Aid](#)

[Crisis Counseling Services](#)

Free confidential Professional Counseling

[Victims of Sexual Assault](#)

(Confidentiality, medical attention, and physical protection)

Canvas Questions? [The Using Canvas guide](#) has information about using canvas and resources from Hartnell if you need face-to-face help.

[I need to report something that disturbs me](#)

The [Behavioral Intervention Team](#) is a campus organization that proactively identifies, tracks, assess, and offers a coordinated response to Hartnell community college members who display concerning behaviors on campus, in an effort to increase student success and campus safety. This page has an online form from which anyone can anonymously report any behavior or concern. We encourage anyone who has a concern to confidentially report a concern.

[Hartnell Campus Map Page](#)

Can't Find It?

The [Hartnell Student Services Support Page](#) has consolidated links of all the services that students use most often. Most of the links on this page are on the Student Services page.

[Emergency Contact Page](#)

[In case of Emergency](#)