

Hartnell College

Placement Tool Guide

College Pathways Team
2019- 2020





Application for Admissions



P.A.W.S. Account Set Up

You must have completed an Application for Admissions and set up your P.A.W.S account to access your official College email account.

If you have not completed these steps refer back to our resources to complete those steps first.



Every student, regardless of past school experiences, has the opportunity to **begin in transfer-level coursework** because we believe students who choose Hartnell are up to the challenge.

Individualized support is available to help you meet your goals as you navigate through challenging coursework. The students who succeed at Hartnell make use of these, and many other, support programs.

Courses below transfer level are still available and you may **choose** to enroll in those courses.

Transfer level = accepted at Universities

Non-transferable = count for certificate programs and local Associate degrees





ENG 1A

3 Units

ENG 1AX

4 Units

Both courses are transferable, meet the requirement for the Associate's degree, and both count for General Education.

Introduction to composition with an emphasis on writing, reading, and research. Required for transfer & AA

Same as ENG 1A but designed to give you additional instructor support and more time to build your reading & writing skills.

- These are the two English courses may be placed into using the online tool
- The difference is the 4 unit ENG-1AX course provides extra built in academic support
- All students can choose to take ENG-1AX for the extra support even if they place into ENG-1A



You may also be placed into an ESL course, if you have or are taking an ELD class.

- **Students in ESL have a path to transfer courses just like all other students do.**

- English as a Second Language courses are designed for students who have immigrated to the US & want more support with reading and writing in college.
- ESL courses can help with vocabulary, pronunciation, and listening/speaking.
- Courses range from intermediate to advanced levels and are taught by trained ESL college instructors.

If you are interested in ESL Coursework, schedule a testing appointment with the Placement Office by calling 759-6054.

- Cursos de Inglés como segundo idioma (ESL) son diseñados para estudiantes que necesitan el apoyo y desarrollo de vocabulario, pronunciación y escuchar/hablar.
- Cursos de Inglés como segundo idioma, facilitan la transición a otros cursos colegiales.

Si gustaria tomar cursos de Inglés Como Segunda Idioma (ESL), haga una cita para tomar un examen de evaluación.

Llame al 759-6054.


There is an ENG 1AX class with a focus on Multilingual Students which is taught by James Beck-- Check the "notes" section of PAWS for details!



Information about Math Pathways

- Your Math placement is directly tied to your major
- All majors fall into 1 of our 4 math pathways
- It is extremely important that you have the correct major on file to get the right math placement (will review on tool)

WHICH MATH IS **REQUIRED** FOR MY MAJOR?



- CALCULUS BASED MAJORS
- MAT 25 Pre-Calculus*
- MAT 27 Pre-Calculus & Trigonometry
- MAT 3A Analytic Geometry and Calculus I
- Require Completion of Math III or higher in HS. Students who have not met this requirement, should enroll in MAT 123

- Most Certificates in this area require MAT 106 Integrated Math
- Associate Degrees require MAT 123 Intermediate Algebra* but...
- Students can choose to take a transfer level Math class to meet the math requirement for all of our local non-transfer degrees.

- Majors in this area usually require BOTH Elementary Statistics & Business Calculus. *Requirements will vary by transfer campus.*
- MAT 16 Finite Mathematics
- MAT 2 Calculus for Managerial, Life and Social Sciences
- MAT 13 Elementary Statistics*

- Most majors in this area require MAT 13 Elementary Statistics*
- A few majors in this area are flexible and you can use any transfer level math course to fulfill degree requirements.
- Future Elementary School Teachers should choose MAT 12 Number Systems

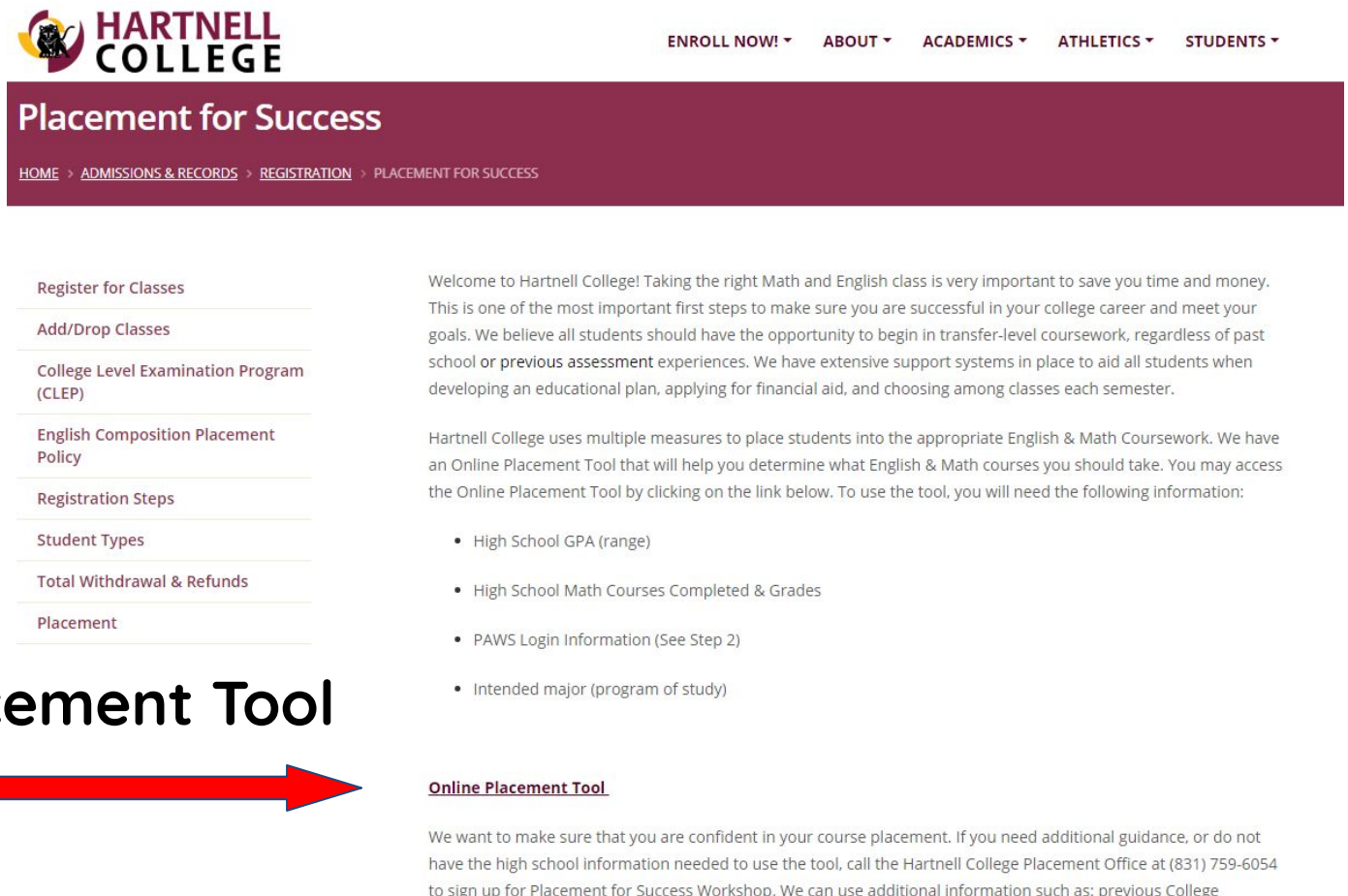
* 1-unit support courses are available.



You will need:

- P.A.W.S. log-in info
- HS Transcript to use as a guide
- Cumulative Unweighted GPA
- Do NOT click on “Save Placement” until you have reviewed your major on file
- You can only hit “Save Placement” once!
- If you save the wrong information, the only way to change it will be by meeting with a Hartnell counselor and completing a form.

To obtain a course placement for English and math: 1. Go to Hartnell.edu/placement



The screenshot shows the Hartnell College website's placement page. At the top left is the Hartnell College logo. To the right is a navigation menu with links for ENROLL NOW!, ABOUT, ACADEMICS, ATHLETICS, and STUDENTS. Below the navigation is a dark red banner with the text "Placement for Success". Underneath the banner is a breadcrumb trail: HOME > ADMISSIONS & RECORDS > REGISTRATION > PLACEMENT FOR SUCCESS. On the left side, there is a vertical list of links: Register for Classes, Add/Drop Classes, College Level Examination Program (CLEP), English Composition Placement Policy, Registration Steps, Student Types, Total Withdrawal & Refunds, and Placement. The "Placement" link is highlighted with a red arrow pointing to the right. On the right side, there is a welcome message and a list of required information for the placement tool: High School GPA (range), High School Math Courses Completed & Grades, PAWS Login Information (See Step 2), and Intended major (program of study). Below the list is a link for the "Online Placement Tool" and a paragraph of text explaining the tool and providing contact information for the Placement Office.

HARTNELL COLLEGE

ENROLL NOW! ▾ ABOUT ▾ ACADEMICS ▾ ATHLETICS ▾ STUDENTS ▾

Placement for Success

HOME > ADMISSIONS & RECORDS > REGISTRATION > PLACEMENT FOR SUCCESS

- Register for Classes
- Add/Drop Classes
- College Level Examination Program (CLEP)
- English Composition Placement Policy
- Registration Steps
- Student Types
- Total Withdrawal & Refunds
- Placement

Welcome to Hartnell College! Taking the right Math and English class is very important to save you time and money. This is one of the most important first steps to make sure you are successful in your college career and meet your goals. We believe all students should have the opportunity to begin in transfer-level coursework, regardless of past school or previous assessment experiences. We have extensive support systems in place to aid all students when developing an educational plan, applying for financial aid, and choosing among classes each semester.

Hartnell College uses multiple measures to place students into the appropriate English & Math Coursework. We have an Online Placement Tool that will help you determine what English & Math courses you should take. You may access the Online Placement Tool by clicking on the link below. To use the tool, you will need the following information:

- High School GPA (range)
- High School Math Courses Completed & Grades
- PAWS Login Information (See Step 2)
- Intended major (program of study)

[Online Placement Tool](#)

We want to make sure that you are confident in your course placement. If you need additional guidance, or do not have the high school information needed to use the tool, call the Hartnell College Placement Office at (831) 759-6054 to sign up for Placement for Success Workshop. We can use additional information such as: previous College

2. Click Online Placement Tool





You will be taken to a page that looks like this:

Hartnell College Placement Web Tool

This web tool will allow you to self-place in the appropriate English and/or Math class at Hartnell College. You will need to know your high school GPA, as well as your last Math class and grade in high school.


If you are unsure of your high school information or your intended program of study, it is recommended that you meet with a counselor or attend a placement workshop. Please call the placement office at (831) 759-6054 to schedule a placement workshop appointment. Workshops are available at all campus sites.

Math

English

English as a Second Language (ESL)

1. Click on English



2. Select your GPA range based on your transcript

3. Answer supplemental questions if asked any

4. Enter your Hartnell ID and password when prompted

- This is your PAWS Log-in

Enter your Hartnell ID and password to retrieve your program of study

Hartnell ID:

Password:

Lookup

5. Click Lookup



6. Click view course placement for program of study

View Placement for your Program of Study

Your Major will be displayed here

OR IF YOU WANT TO CHANGE YOUR MAJOR FROM WHAT IS DISPLAYED:

- You may select a different major from the drop down menu (pictured below) to ensure you get a placement for the major you want. **ONLY** if you intend to officially change your major.
- Selecting a different major on this tool does not change your major on file.
- You need to submit a change of information form to complete that process.
- If you select a different major for the English tool, you must also select that same major when you do the math tool.

To base your placement on a different program of study, select one from the list below:
Note: to change your major, you will need to get a change of major form from a counselor

Select a different program: - Click to choose - Select

- Review your course placement on the next screen and click “Save Placement”

Would you like to save this placement?

Save Placement



- Click the Email PDF Button to have your own record of your placement

Email PDF file



From the English tool click

Return to Beginning

Then click

Return to Placement Tool Home

1. Click on Math

Math

2. Answer the questions based on your transcript

3. Enter your Hartnell ID and password when prompted

- This is your PAWS Log-in

Enter your Hartnell ID and password to retrieve your program of study

Hartnell ID:

Password:

Lookup

5. Click Lookup



6. Click view course placement for program of study

View Placement for your Program of Study

Your Major will be displayed here

OR IF YOU WANT TO CHANGE YOUR MAJOR FROM WHAT IS DISPLAYED:

- You may select a different major from the drop down menu (pictured below) to ensure you get a placement for the major you want. **ONLY** if you intend to officially change your major.
- Selecting a different major on this tool does not change your major on file.
- You need to submit a change of information form to complete that process.
- If you selected a different major for the English tool, you must also select that same major when you do this math tool.

To base your placement on a different program of study, select one from the list below:
Note: to change your major, you will need to get a change of major form from a counselor

Select a different program: - Click to choose -

- Review your course placement on the next screen and click “Save Placement”

Would you like to save this placement?



- Click the Email PDF Button to have your own record of your placement



**Check your email to make sure you received
copies of your placement reports.**

**If you have any questions or need assistance
contact the College Pathways Team at
collegepathways@hartnell.edu**